






## ***Air Operated Post Drivers Hydraulic & Manual Post Pullers***

- ◆ *Post Drivers and Pullers Will Drive and Pull a Multitude of Posts in Seconds*
- ◆ *Rhino Transports Serve as Both Transportation and Display and Conveniently Store All Your Rhino Accessories*
- ◆ *Makes a Difficult Job Easy*
- ◆ *Minimizes Labor Costs*
- ◆ *Maximizes Efficiency*
- ◆ *Makes Money Faster*





***Choose from Seven, Low Cost Rhino Post Drivers  
and Two, Low Cost Rhino Post Pullers***



## ***Efficient, Trouble-Free Operation***

**E**asily operated by one man, Rhino Post Drivers deliver up to 1700 blows per minute. One moving part, a reciprocating piston, strikes directly on the Post or Drive Cap. The Drivers have low air consumption rates, are light-weight and hand portable, ideal for driving in places that are hard to reach. All you need is enough air capacity, the recommended air pressure, a Filter-Regulator-Lubricator to assure clean air, proper pressure, plus ten drops of oil per minute, and your Rhino Post Driver will give you Fast, Low Cost driving. Alloy Steel Pistons and other features insure little or no maintenance.



- ◆ *PD-55 drives a 12 ft channel post for a stop sign*
- ◆ *PD-45 drives ground rod for power poles*
- ◆ *PD-110 drives a breakaway base for a telespar post*
- ◆ *PD-39 drives a chain link fence post*



In addition to our full range of products, Rhino Tool Company can custom design and manufacture special tools for uncommon applications. Consult with your Rhino representative for further details on our custom build capabilities.



## Select the right size for your job.



In seconds, you can drive Telespar, Channel Posts, C Posts, Delineator Posts, Pipe, Sand Points, Ground Rods, T Posts, Anchors, Z Posts, Large Tent Pegs, I Posts, W Posts, Concrete Form Pins, Beams, Round, Square or Rectangular Tubing, Wood Posts, Stakes and many other shapes and sizes. Sheet Piling and Guard Rail Posts are driven with special chucks dedicated to specific applications. The lightweight Model PD-39 is easily operated by one man and is the perfect choice for driving all types of steel fence posts. A PD-39P Panel Post Driver ensures fast erection of temporary panel fencing. Because the PD-39's are so light in weight, the operator must pull down on the spring loaded handles to provide the correct weight for driving. The standard weight models, the PD-45/PD-55/PD-110/PD-140/PD-200 are designed to perform driving applications with ease and without assistance. For your convenience, Rhino has developed the PDT line of transports for your standard weight post drivers. These units will transport, organize and display your Rhino post drivers and accessories. Furthermore, they are built to withstand the rigors of the field.

## Ordering Your Post Driver and Accessories is Easy

1. **First choose the proper size driver for your job. Ask your Rhino dealer, regional representative or the factory for help. Refer to Rhino Tech Data Sheet, Form 121-3 , "Choosing Your Rhino Post Driver."**
2. **Next, select the proper chuck adapter I.D. or shape from Chuck Sizing Tech Data (Form No. 121-1) and order the chuck adapter using its part number.**
3. **For Rhino's Warranty to be valid and for safety purposes, each driver must be equipped with a throttle valve kit, a properly set filter-regulator-lubricator and correctly sized chuck adapters. See the accessories section in this brochure.**

### PD-39/Accessories and PD-39P

Model and/or Part No.	Specifications
	<i>(All drivers are equipped with the exclusive Rhino Alloy, Double Valve Piston.)</i>
1 PD-39 070006	Light Weight Medium Duty Post Driver with a 3 5/8" (92 mm) I.D. Master Chuck, uses 42 CFM (1.19 m <sup>3</sup> /min) @ 90 psi (6.4 kg/cm <sup>2</sup> ). Approx. Wt. 39.9 lbs (18.1 kg)
2 PD-39P 070016	Light Weight Medium Duty Panel Post Driver with a 2 1/8" (53.98 mm) I.D. Chuck, uses 42 CFM (1.19 m <sup>3</sup> /min) @ 90 psi (6.4 kg/cm <sup>2</sup> ). Approx. Wt. 41 lbs (18.6 kg)
3 070330*	3" (76.2 mm) I.D. PD-39 Chuck Adapter
4 070320*	2 1/2" (63.5 mm) I.D. PD-39 Chuck Adapter
5 070319*	2" (50.8 mm) I.D. PD-39 Chuck Adapter
6 070334*	PD-39 Channel Post Chuck Adapter - 3 to 4 lbs/ft Posts
7 070337*	PD-39 Channel Post Chuck Adapter - 2 to 2.75 lbs/ft Posts
8 070338*	PD-39 Channel Post Chuck Adapter - 1.2 to 1.5 lbs/ft Posts

\* Chuck adapters only available for the model PD-39.





## Rhino Air Operated Post Drivers & Accessories

### PD-45 and Accessories



Model and/or Part No.	Specifications	
	(All drivers are equipped with the exclusive Rhino Alloy, Double Valve Piston.)	
1 PD-45 070012	Light Duty Post Driver with a 3" (76.2 mm) I.D. Master Chuck, uses 30 CFM (0.85 m <sup>3</sup> /min) @ 90 psi (6.4 kg/cm <sup>2</sup> ). Approx. Wt. 46.3 lbs (21 kg)	
2 070600	2 1/2" (63.5 mm) I.D. Chuck Adapter	
3 070601	2" (50.8 mm) I.D. Chuck Adapter	
4 070602	1 1/2" (38.1 mm) I.D. Chuck Adapter	
5 070603	1" (25.4 mm) I.D. Chuck Adapter	
6 070606	Channel Post Chuck Adapter - 1.2 to 1.5 lbs/ft Posts	

### PD-55 and Accessories



Model and/or Part No.	Specifications	
	(All drivers are equipped with the exclusive Rhino Alloy, Double Valve Piston.)	
1 PD-55 070013	Medium Duty Post Driver with a 3 7/8" (98.4 mm) I.D. Master Chuck, uses 42 CFM (1.19 m <sup>3</sup> /min) @ 90 psi (6.4 kg/cm <sup>2</sup> ). Approx. Wt. 54.6 lbs (24.8 kg)	
2 070609	3 1/2" (88.9 mm) I.D. Chuck Adapter	
3 070610	3" (76.2 mm) I.D. Chuck Adapter	
4 070611	2 1/2" (63.5 mm) I.D. Chuck Adapter	
5 070612	2" (50.8 mm) I.D. Chuck Adapter	
6 070613	1 1/2" (38.1 mm) I.D. Chuck Adapter	
7 070614	1" (25.4 mm) I.D. Chuck Adapter	
8 070617	Channel Post Chuck Adapter - 1.2 to 1.5 lbs/ft Posts	
9 070618	Channel Post Chuck Adapter - 2 to 2.75 lbs/ft Posts	
10 070619	Channel Post Chuck Adapter - 3 to 4 lbs/ft Posts	
11 070590	4 1/16" (103.2 mm) Square Chuck Wood Post Assembly	
070615	PD-55 2" Heavy Chuck Adapter (not shown)	

## PD-110 and Accessories

Model and/or Part No.	Specifications
<i>(All drivers are equipped with the exclusive Rhino Alloy, Double Valve Piston.)</i>	
1 PD-110 070014	Medium/Heavy Duty Post Driver with a 4 1/4" (107.9 mm) I.D. Master Chuck, uses 64 CFM (1.81 m <sup>3</sup> /min) @ 100 psi (7 kg/cm <sup>2</sup> ). Approx. Wt. 109.16 lbs (49.5 kg)
2 070622	3 5/8" (92 mm) I.D. Chuck Adapter
3 070623	3" (76.2 mm) I.D. Chuck Adapter
4 070624	2 1/2" (63.5 mm) I.D. Chuck Adapter
5 070625	2" (50.8 mm) I.D. Chuck Adapter
6 070628	Channel Post Chuck Adapter - 1.2 to 1.5 lbs/ft Posts
7 070629	Channel Post Chuck Adapter - 2 to 2.75 lbs/ft Posts
8 070630	Channel Post Chuck Adapter - 3 to 4 lbs/ft Posts



## PD-140 and Accessories



Model and/or Part No.	Specifications
<i>(All drivers are equipped with the exclusive Rhino Alloy, Double Valve Piston.)</i>	
1 PD-140 070015	Heavy Duty Post Driver with a 4 1/4" (107.9 mm) I.D. Master Chuck, uses 64 CFM (1.81 m <sup>3</sup> /min) @ 100 psi (7 kg/cm <sup>2</sup> ). Approx. Wt. 138.40 lbs (62.8 kg)
2 070634	3 5/8" (92 mm) I.D. Chuck Adapter
3 070635	3" (76.2 mm) I.D. Chuck Adapter
4 070636	2 1/2" (63.5 mm) I.D. Chuck Adapter
5 070640	Channel Post Chuck Adapter - 1.2 to 1.5 lbs/ft Posts
6 070641	Channel Post Chuck Adapter - 2 to 2.75 lbs/ft Posts
7 070642	Channel Post Chuck Adapter - 3 to 4 lbs/ft Posts
8 070061	4" x 6" (101 mm x 152 mm) H Column Chuck
9 070062-T	4" x 6" (101 mm x 152 mm) H Column Driving Cap
10 070063	4" x 4" (101 mm x 101 mm) Wood Post Chuck
070017	PD-140S Heavy Duty Sheet Pile Driver includes Slotted Master Chuck (not shown)
070597	PD-140S 4-3/4" (120.6 mm) Round Master Chuck Assembly (not shown)





## More Post Drivers Plus Our Speciality Drive Caps

### PD-200 and Accessories

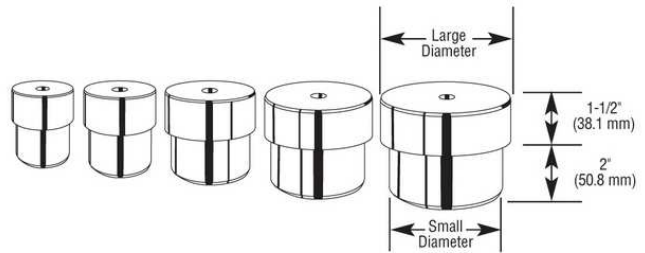


#### Model and/ or Part No.

#### Specifications

*(All drivers are equipped with the exclusive Rhino Alloy, Double Valve Piston.)*

- |   |                  |   |
|---|------------------|---|
| 1 | PD-200<br>070745 | Heavy Duty Post Driver with a 5 1/2" (139.7 mm) I.D. Master Chuck, uses 72 CFM (2.04 m <sup>3</sup> /min) @ 100 psi (7 kg/cm <sup>2</sup> ). Approx.Wt. 200 lbs (90.7 kg) |
| 2 | 070782           | 3 1/8" (79.4 mm) I.D. Chuck Adapter for 5 1/2" Master Chuck   |
| 3 | 070783           | 3 3/4" (95.3 mm) I.D. Chuck Adapter for 5 1/2" Master Chuck   |
| 4 | 070784           | 4 1/4" (107.9 mm) I.D. Chuck Adapter for 5 1/2" Master Chuck  |
|   | 070785           | 4 3/4" (120.7 mm) I.D. Chuck Adapter for 5 1/2" Master Chuck (not shown)  |
|   | 070758           | 7" (177.8 mm) I.D. Master Chuck (not shown)   |
|   | 070786           | 3 1/8" (79.4 mm) I.D. Chuck Adapter for 7" Master Chuck (not shown)   |
|   | 070787           | 3 3/4" (95.3 mm) I.D. Chuck Adapter for 7" Master Chuck (not shown)   |
|   | 070788           | 4 1/4" (107.9 mm) I.D. Chuck Adapter for 7" Master Chuck (not shown)  |
|   | 070789           | 4 3/4" (120.7 mm) I.D. Chuck Adapter for 7" Master Chuck (not shown)  |
|   | 070790           | 5 1/4" (133.4 mm) I.D. Chuck Adapter for 7" Master Chuck (not shown)  |
|   | 070791           | 5 3/4" (146.1 mm) I.D. Chuck Adapter for 7" Master Chuck (not shown)  |
| 5 | 070759           | 4" x 6" (101 mm x 152 mm) H Column Master Chuck   |
|   | 070062-T         | 4" x 6" (101 mm x 152 mm) H Column Drive Cap (not shown)  |
| 6 | 070760           | 4" x 4" (101 mm x 152 mm) Chuck Adapter   |
| 7 | 070761           | 6" x 6" (152 mm x 152 mm) Wood Post Chuck   |
|   | 070762           | Special Order (not shown - call for quote)  |
|   | 070753           | PD-200S Heavy Duty Sheet Pile Driver includes Slotted Master Chuck (not shown)  |
|   | 070740           | PD-200S Slotted Master Chuck  |



## Drive Cap Insert Specifications

Size and/or Part No.	Height	Large Diameter	Small Diameter
2" Drive Cap 071260	3-1/2" (88.9 mm)	2-3/8" (60.325 mm)	2.03 to 2.04" (50.83 to 50.84 mm)
2-1/2" Drive Cap 071261	3-1/2" (88.9 mm)	2-7/8" (73.025 mm)	2.45 to 2.44" (176.4 to 175.68 mm)
3" Drive Cap 071262	3-1/2" (88.9 mm)	3-1/2" (88.9 mm)	3.05 to 3.04" (77.47 to 77.216 mm)
3-1/2" Drive Cap 071263	3-1/2" (88.9 mm)	4" (101.6 mm)	3.53 to 3.52" (89.662 to 89.408 mm)
4" Drive Cap 071264	3-1/2" (88.9 mm)	4-1/2" (114.3 mm)	4 to 3.99" (101.6 to 101.346 mm)
6" Drive Cap 071306 T-Bar 071265 Clip 071266	5-1/2" (139.7 mm)	6-5/8" (168.3 mm)	6.20 to 6.15 (157.5 to 156.2 mm)

## Low Drive Extension Specifications

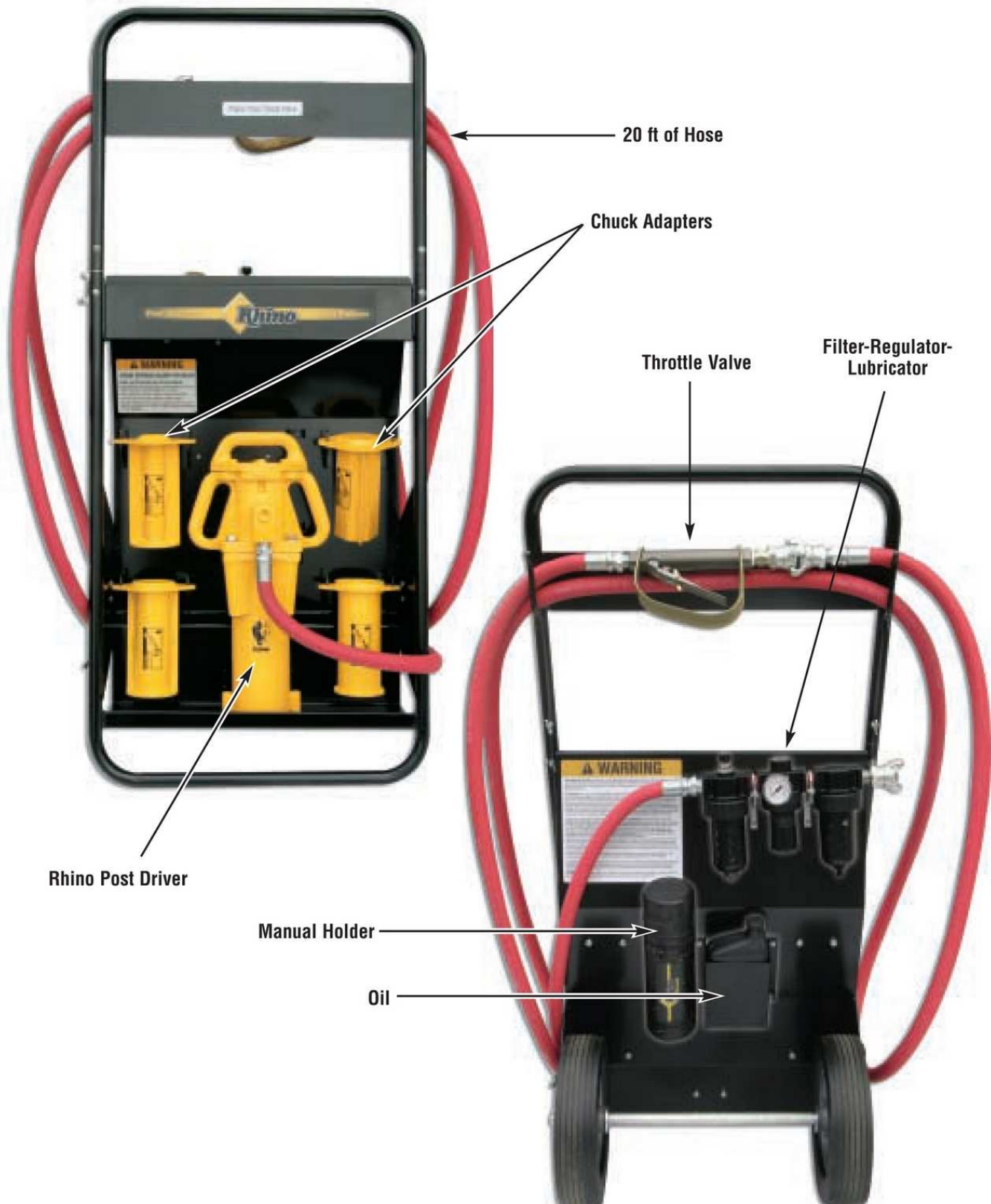
Part No.	Description
071004	1-1/4" Low Drive Extension Drive Cap for Square Breakaway Bases
071005	1-1/2" Low Drive Extension Drive Cap for Square Breakaway Bases
071006	1-3/4" Low Drive Extension Drive Cap for Square Breakaway Bases
071007	2" Low Drive Extension Drive Cap for Square Breakaway Bases
071008	2-1/4" Low Drive Extension Drive Cap for Square Breakaway Bases
071009	2-1/2" Low Drive Extension Drive Cap for Square Breakaway Bases
071014	PD-55 Chuck Adapter for Square Low Drive Extension (not shown)
071015	PD-140 Chuck Adapter for Square Low Drive Extension (not shown)
071017	PD-110 Chuck Adapter for Square Low Drive Extension (not shown)



---

## *Transport Kits Serve as Transportation & Display*

---





## PDT-45 and Accessories

Model and/or Part No.	Specifications
	<i>(All drivers are equipped with the exclusive Rhino Alloy, Double Valve Piston.)</i>
071215	Rhino PDT-45 Transport Kit includes Transport Accessories as well as: PD-45 Light Duty Post Driver PD-45 2-1/2" (63.5mm) Chuck Adapter PD-45 2" (50.8 mm) Chuck Adapter PD-45 1" (25.4 mm) Chuck Adapter PD-45 Channel Post Adapter Throttle Valve Kit with 15 ft of Hose Filter-Regulator-Lubricator and 5 ft. of Hose
071268	PDT-45 Total Solution includes the PDT-45 (071215) as well as MP-3 Post Puller (071012) <i>* Note: Chuck adapter selection is customizable.</i>



## PDT-55 and Accessories

Model and/or Part No.	Specifications
	<i>(All drivers are equipped with the exclusive Rhino Alloy, Double Valve Piston.)</i>
071216	Rhino PDT-55 Transport Kit includes Transport Accessories as well as: PD-55 Medium Duty Post Driver PD-55 3" (76.2 mm) Chuck Adapter PD-55 2-1/2" (63.5 mm) Chuck Adapter PD-55 2" (50.8 mm) Chuck Adapter PD-55 Channel Post Chuck Adapter Throttle Valve Kit with 15 ft of Hose Filter-Regulator-Lubricator and 5 ft. of Hose
071269	PDT-55 Total Solution includes the PDT-55 (071216) as well as MP-3 Post Puller (071012) <i>* Note: Chuck adapter selection is customizable.</i>



## PDT-110 and Accessories

Model and/or Part No.	Specifications
	<i>(All drivers are equipped with the exclusive Rhino Alloy, Double Valve Piston.)</i>
071217	Rhino PDT-110 Transport Kit includes Transport Accessories as well as: PD-110 Medium/Heavy Duty Post Driver PD-110 3" (76.2 mm) Chuck Adapter PD-110 Channel Post Chuck Adapter Throttle Valve Kit with 15 ft of Hose Filter-Regulator-Lubricator with Carrier and 5 ft. of Hose
071270	PDT-110 Total Solution includes the PDT-110 (071217) as well as MP-3 Post Puller (071012) <i>* Note: Chuck adapter selection is customizable.</i>



## PDT-140 and Accessories

Model and/or Part No.	Specifications
	<i>(All drivers are equipped with the exclusive Rhino Alloy, Double Valve Piston.)</i>
071218	Rhino PDT-140 Transport Kit includes Transport Accessories as well as: PD-140 Heavy Duty Post Driver PD-140 3" (76.2 mm) Chuck Adapter PD-140 Channel Post Chuck Adapter Throttle Valve Kit with 15 ft of Hose Filter-Regulator-Lubricator and 5 ft. of Hose
071271	PDT-140 Total Solution includes the PDT-140 (071218) as well as MP-3 Post Puller (071012) <i>* Note: Chuck adapter selection is customizable.</i>



**Please Note: Transport Kits are available as Total Solution Kits. Ask your Rhino Representative for details. Pricing is available for a variety of different PDT packages.**

# The Low Cost Answer for Pulling Posts



## MP-3 Manual Post Puller...



- 1 The Model MP-3 weighs only 41.25 lbs (18.71 kg) and is easily operated by one man.
- 2 The puller is set with its base next to the post, the handle extended, and the hook removed from its carry position.
- 3 The chain is placed into the two position chain receiver – first notch for speed / second notch for power – then hooked to the Post Grabber.
- 4 The operator attaches the safety restraint to the chain, then pulls the post.
- 5 After pulling the post, the MP-3 is returned to its carrying configuration. With the Post Grabber and chain locked in place, the MP-3 is ready to pull the next post.



## MP-3 & Accessories Specifications

Model and/or Part No.	Height	Base Dimensions	Handle Length Extended	Weight
1 MP-3 071012*	41" 1.04 m	9-1/2" x 12" 241 mm x 304 mm	60" 1.52 m	41.25 lbs 18.71 kg
2 220422	Chain Assembly is 45.25" (1.15 m) long, 3/8" (9.52 mm) Grade 80 Alloy Chain with 3.5 Ton (3.17 MT) Grab Hook and 3 Ton (2.72 MT) Swivel Hook Weighing 9.44 lbs (4.28 kg).			
3 071040	Post Grabber with an Opening of 4-3/8" Wide x 2-1/2" Deep (111 mm x 63.5 mm) for the Post to be Pulled and a 1-1/2" (38.1 mm) Hook Eye Opening, Weighing 11.50 lbs (5.22 kg).			
4 071041	Panel Post Grabber for Pulling 1-5/8" (41.3 mm) Line Posts Between Temporary Fence Panels. Weighing 2 lbs (0.9 kg).			

\* The Model MP-3, Part No. 071012, includes the Chain Assembly and Post Grabber



## PL-3 Hydraulic Post Puller...



**1** The hand portable PL-3 weighs only 53 lbs (24 kg) and is easily operated by one man.

**2** The puller is positioned with the post between its feet. The hydraulic cylinder is collapsed and the hook removed from its carrying position.

**3** A post grabber or a chain is placed around the post and the puller's hook attached to the post grabber. Then the safety restraint is attached to the cable eye above the hook.

**4** The hydraulic valve is closed and the operator activates the hydraulic pump producing over 3 tons of pressure to pull the post. In two minutes, a post 3 feet (0.9 m) is pulled. The safety restraint is removed after the post starts moving.

**5** After pulling the post, the PL-3 is returned to carrying configuration.



## PL-3 & Accessories Specifications

Model and/or Part No.	Height	Width & Length	Hook Opening	Cable	Pulling Stroke	Weight
<b>1</b> PL-3 071000	36 3/4" 934 mm	12" x 12-1/4" 305 mm x 311 mm	1" 25.4 mm	3/8" 9.5 mm	39" 990 mm	53 lbs 24 kg
<b>2</b> 071040	Post Grabber with an Opening of 4-3/8" Wide x 2-1/2" Deep (111 mm x 63.5 mm) for the Post to be Pulled and a 1-1/2" (38.1 mm) Hook Eye Opening, Weighing 11.50 lbs (5.22 kg).					



## The Full Line of Rhino Accessories...



	Model and/or Part No.	Specifications
1	071200 071201 071202 071203	PDT-45 Transport Cart Only* PDT-55 Transport Cart Only* PDT-110 Transport Cart Only* PDT-140 Transport Cart Only* <i>*Transport Cart Only Includes: cart, handle, wheels, axle, hardware, brackets for specified tool, as well as the following accessories: oil, hard hat, transport manual, extra bolts and washers.</i>
2	071260 071261 071262 071263 071264 071306	2" Drive Cap with T-Bar and Clip 2-1/2" Drive Cap with T-Bar and Clip 3" Drive Cap with T-Bar and Clip 3-1/2" Drive Cap with T-Bar and Clip 4" Drive Cap with T-Bar and Clip 6" Drive Cap
3	071282 071283 071284 071285	PDT-45 Transport Kit without Post Driver PDT-55 Transport Kit without Post Driver PDT-110 Transport Kit without Post Driver PDT-140 Transport Kit without Post Driver
4	071299	Hard Hat
5	100047	Air Hose Reel with 100 ft (30.5 m), 3/4" (19 mm) Air Hose Included
6	100295	Air Hose Reel Only
7	100048	100 ft (30.5 m), 3/4" (19 mm) Air Hose Assembly
8	225001	Carrier for Filter-Regulator-Lubricator
9	600000	Throttle Valve Kit with 2' (61 cm) Hose Whip (Used with Post Driver models PD-45, PD-55, PD-110, PD-140. & PD-200)
10	607000	3/4" (19 mm) Hose Assembly (Order Length Needed)
11	601128	Filter-Regulator-Lubricator (Used with all Post Drivers for <b>Operator Safety</b> & Post Driver Protection)
12	605006	Extra 3/4" (19 mm) Air Hose - per foot
13	606600	Air Line Coupler
14	606601	Coupler Safety Clip
15	610026	Throttle Valve Only w/Lever Guard
16	995051 995052 995053 995054 995055	Anti-Vibration Gloves - Small Anti-Vibration Gloves - Medium Anti-Vibration Gloves - Large Anti-Vibration Gloves - XLarge Anti-Vibration Gloves - XXLarge